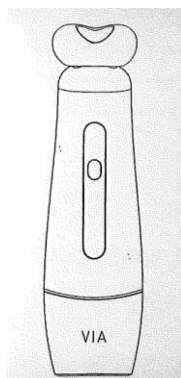


L&L SKIN

VIA 3 in 1 Multi-effect Beauty Instrument



Functions

Via+ Multi-effect Rejuvenating Beauty Apparatus, ultrasonic vibration combined with positive ions, deeply export residual dirt and clear pores; RF radio frequency combined with negative ions, activate the underlying collagen, import nutrients to penetrate the skin; EMS lifts and tightens the skin, V face Rolling diamond facets deeply massage the face of rekindle the vitality of the skin.

No	Item	Indications
1	"SONIC" mode	Long press the "switch/mode key" for 1 second, the beep will beep once, and the corresponding indicator will be on, and it will automatically shut down after 3 minutes.
2	"RF" mode	In "SONIC" mode, short press the "switch/mode key" to switch, the buzzer will beep once, and the corresponding indicator will be on for a long time, and it will automatically shut down after 5 minutes.
3	"EMS" mode L/H	In "RF" mode, short press the "switch/mode key" to switch, the buzzer will beep once, and the corresponding indicator will be on for a long time, and it will automatically shut down after 6 minutes.
4	Shutdown	Manual shutdown: In any mode press and hold the "switch/mode key" for 1 second to shut down; Automatic shutdown: After the product finishes its work in any mode, it shuts down after a beep.
5	Not enough power	1. When the battery level is less than 10%, the white battery indicator will flash slowly, once every 3 seconds, and cycle 3 times; the white sow flashing will change to fast flashing for the third time, and the buzzer will beep twice until it shuts down. If in the import mode (RF), it can be used 1-3 times, not fixed. The low battery prompt is the same as the previous two gears.

		2. When the battery power is 0%, the buzzer will beep 3 times when the battery is turned on, and the white quantity indicator will flash for 5 seconds and then the power will be turned off. The product cannot be started.
6	Recharge	The white battery indicator lights flashes breathing.
7	Full	The white battery indicator light is on.
8	Memory function	After manual shutdown or scheduled shutdown, the next start-up defaults to the last gear of the last job.

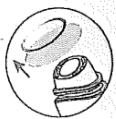
How to Use

The following is a demonstration process (picture and text below), you can chose any mode to use it alone according to the introduction of "Function Description".

"SONIC" Mode



1. Please remove makeup before use, and clean your face with cleanser.



2. Firmly clamp the cotton pad between the snap ring and the card position, and use it with cotton pad, toner, and clean toner to use/export gel.



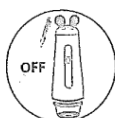
3. Power on and enter "SONIC" mode.



4. Point the nursing head at the facial skin and move to clean.



5. In the forehead, nose, lips, cheeks and other clean dead corners, it can be moved repeatedly to remove residual dirt.



6. After 3 minutes, the product will automatically shut down.



7. Remove the cotton pad and clean the nursing head with a cleaning cloth.

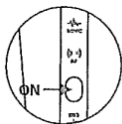


8. Rinse the face with clean water.

“ESM” Function



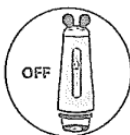
1. Apply some firming cream on the face.



2. Turn on the “EMS” L/H Mode.



3. Use the V shape roller for face massager from down to up.



4. The device will be off automatically after 6 minutes.

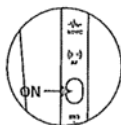


5. Use the cleansing cloth to cleanse the roller head.

“RF” Mode



1. Apply skin care essence (without cotton pad) /mask evenly on the face.



2. Turn on and switch to “RF” mode.



3. Slowly move the nursing head along the contour of the face and introduce it evenly (do not stay in the same position on the skin for too long).



4. After 5 minutes, the product will automatically shut down.



5. Use a cleaning cloth to clean the nursing head.

Warm tips:

Contraindications:

1. Children are prohibited from usage;
2. Don't use it if you have electronic human organs;
3. Those who have undergone skin surgery within one month or have sunburn should not use it;
4. People with damaged skin, suppuration, inflammation, scars and electromagnetic sensitivity should not use it;
5. Those who suffer from blood diseases, tuberculosis, visceral diseases, malignant tumors, high blood pressure, fever, do not use;
6. Do not use if you are in pregnancy, menstrual period, or breastfeeding period;
7. Avoid wearing clothing made of large areas of fiber before use;
8. Before operation, remove watches, glasses and other items with metal substances;
9. Do not use around the eyes, mouth, throat, plastic surgery, wounds;
10. Do not operate on the same area of the skin for too long.

Cleaning method

After each use, please rinse the nourishing head and V face roller with clean water, and then dry it with a clean cloth.

Do not use alcohol or corrosive liquids to wipe the magnetic snap ring.

Storage requirements

Please keep the machine in a dry and dust-free place;
Please keep away from high temperature;
Keep away from corrosive liquids;
Please keep it out of reach of children;
Do not immerse the product in water.

Troubleshoot

Failure phenomenon	Cause analysis	Solution
The product does not work after turning on	<ol style="list-style-type: none">1. The power-on light does not turn on (battery or motherboard failure)2. The power-on light flashes (the battery is too low)	<ol style="list-style-type: none">1. Restart after charging for 4 hours and continue to turn on the light does not light up, apply for after-sales service and return to the factory for repair;2. After charging for 4 hours, turn it on again.
Poor product charging	<ol style="list-style-type: none">1. Bad data line2. Poor USB interface3. Bad battery	<ol style="list-style-type: none">1. Confirm that the charging cable/plug is connected, the mode indicator flashes, it means "charging";2. If there is no response after being filled, please replace the product or apply for after-sales services.
The product suddenly stops working during work	<ol style="list-style-type: none">1. Low battery2. Other unknown faults may occur	<ol style="list-style-type: none">1. After charging for 4 hours, restart to use;2. Apply for after-sales services and return to the factory for repair.
Reminder: If the product has not been used for a long time (6 months or more), it is recommended to use it after fully charged.		